

January 01, 2021 – December 31, 2021

2021 WVDEP DMR-Permitting Article 3 Tracking



DMR Tracking Report Information: 01/01/2021 – 12/31/2021

Total Applications

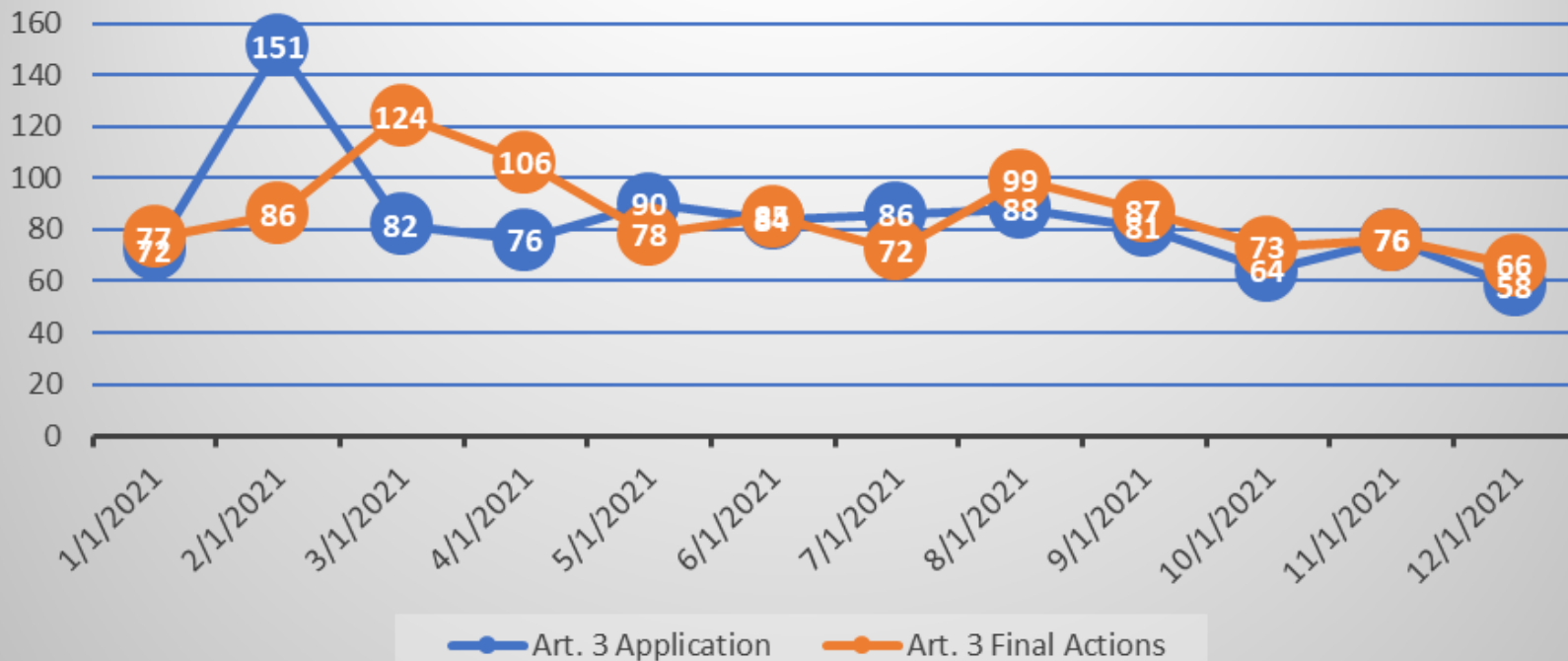
<u>DMR Goals Reporting Summary: Full Year</u>			
<u>Application Type:</u>	<u>Submitted 2021:</u>	<u>Final Action 2021</u>	<u>Net Change</u>
MR-19 - Operator Assignments	25	33	8
MR-19A - Permit Transfers	19	36	17
Permit Amendments	9	11	2
Dam Certificates	39	40	1
Emergency Warning Plans	74	79	5
Incidental Boundary Revisions	175	159	-16
Increment Starts	26	26	0
Prospects	41	40	-1
Permit Revisions	404	398	-6
Permit Renewals	178	185	7
Surface Mine Applications (SMA)	18	22	4
	<u>1008</u>	<u>1029</u>	<u>21</u>
		<u>YTD: 2021</u>	<u>102.08%</u>

*Final Action YTD is inclusive of Approved, Denied, Withdrawn, & Terminated within the specified period

Update Report Information Statewide Monthly Totals

*through 12/31/2021

Statewide WVDEP Monthly Total Mining Art. 3 Permitting Actions



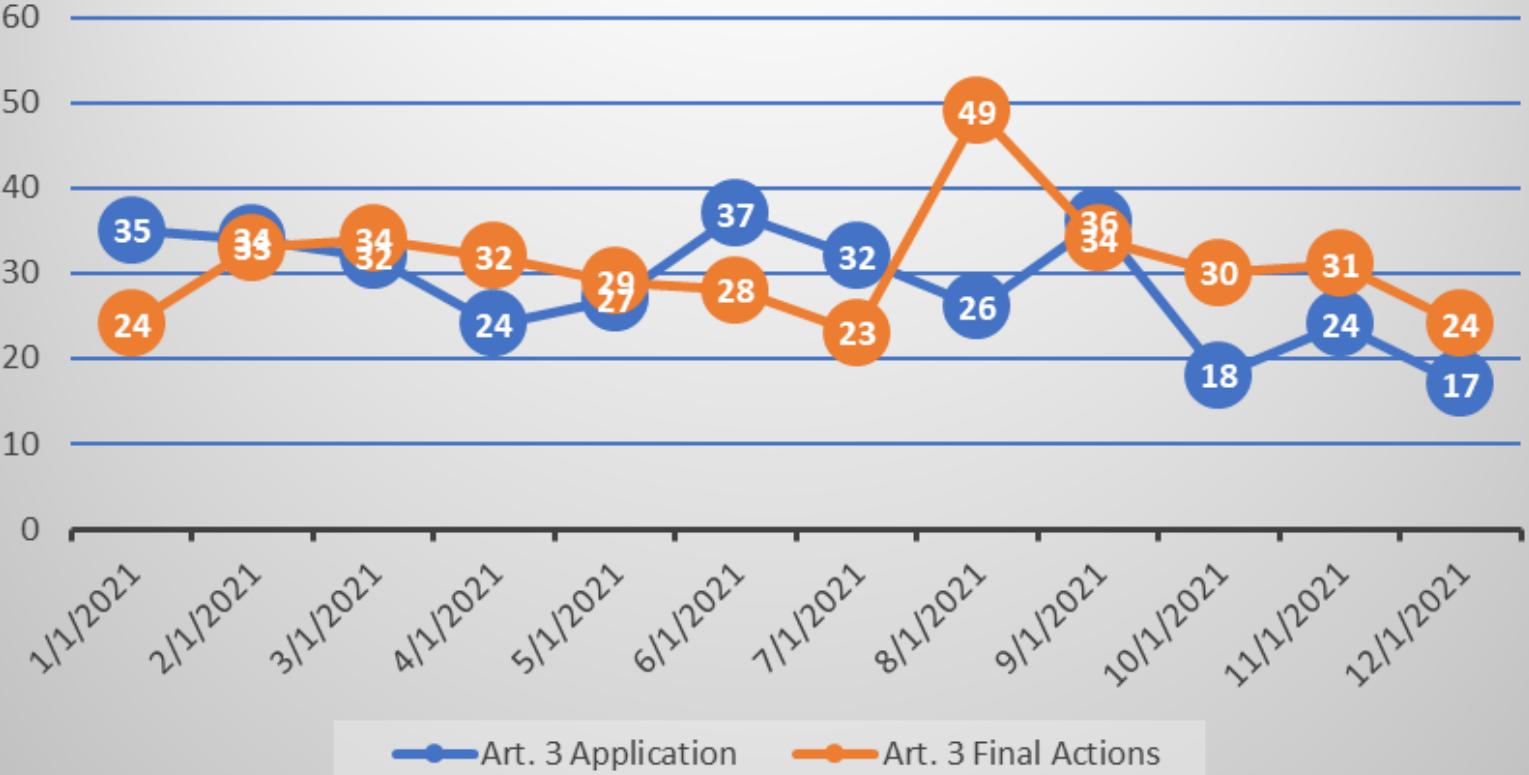
Application Type:
Surface Mine Applications (SMA)
Incidental Boundary Revisions
Permit Renewals
Permit Revisions
Permit Amendments
Prospects
MR-19A - Permit Transfers
MR-19 - Operator Assignments
Increment Starts
Dam Certificates
Emergency Warning Plans

Regional Office Monthly Totals -Fayetteville

*through 12/31/2021

Fayetteville WVDEP

Monthly Total Mining Art. 3 Permitting Actions



Application Type:
Surface Mine Applications (SMA)
Incidental Boundary Revisions
Permit Renewals
Permit Revisions
Permit Amendments
Prospects
MR-19A - Permit Transfers
MR-19 - Operator Assignments
Increment Starts
Dam Certificates
Emergency Warning Plans

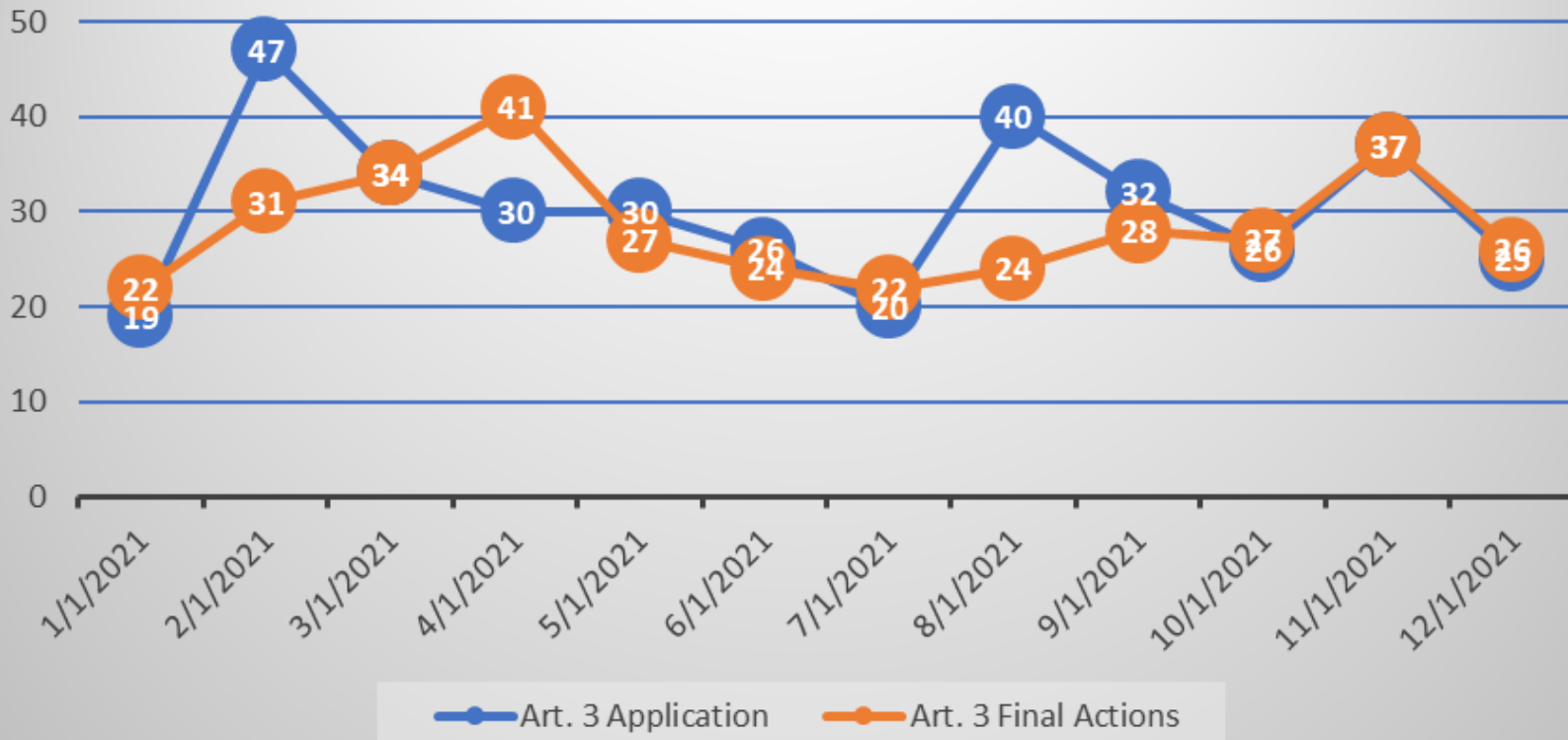
Regional Office Monthly Totals

-Logan

*through 12/31/2021

Logan WVDEP

Monthly Total Mining Art. 3 Permitting Actions



Application Type:
Surface Mine Applications (SMA)
Incidental Boundary Revisions
Permit Renewals
Permit Revisions
Permit Amendments
Prospects
MR-19A - Permit Transfers
MR-19 - Operator Assignments
Increment Starts
Dam Certificates
Emergency Warning Plans

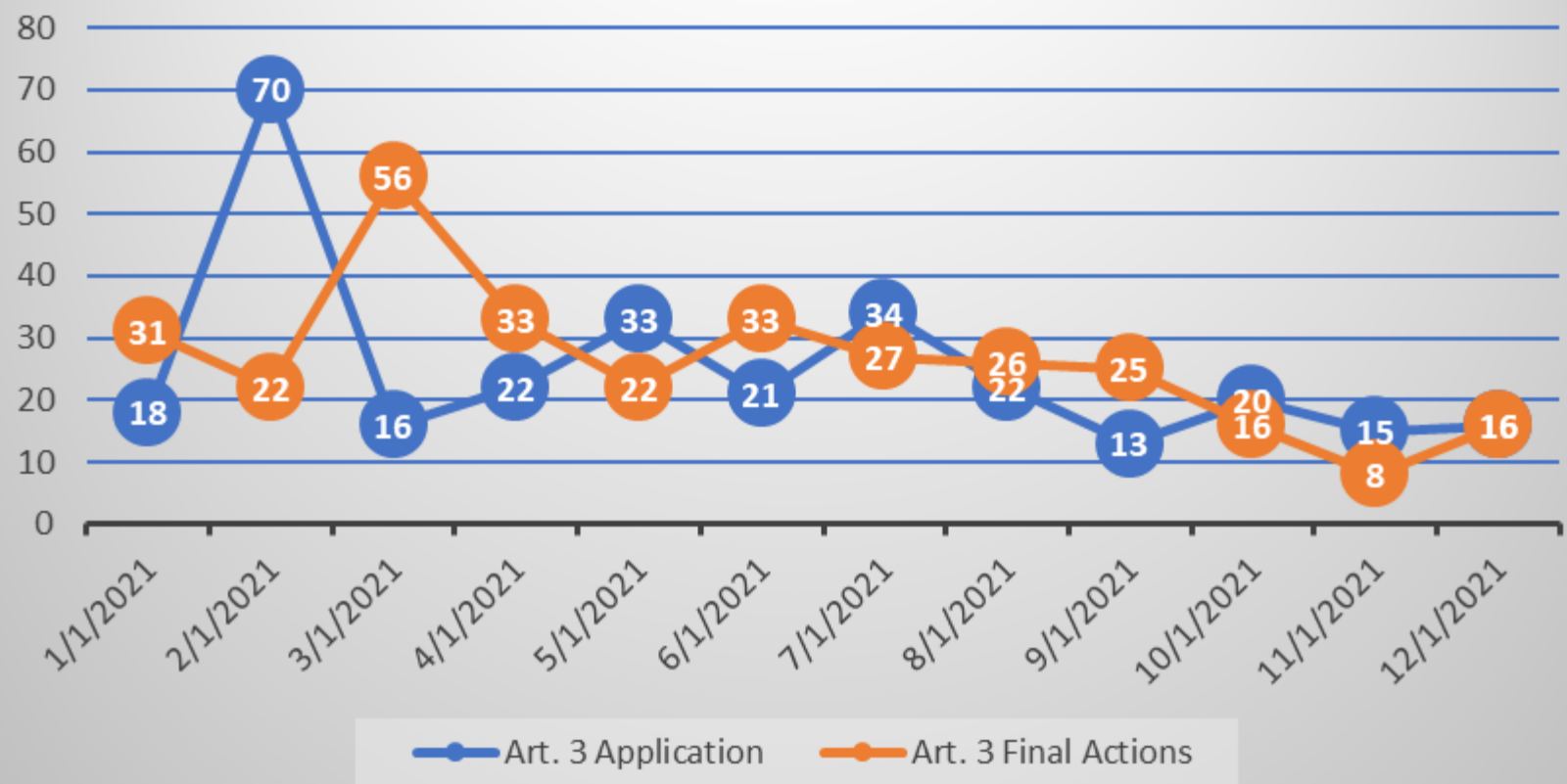
Regional Office Monthly Totals

-Philippi

*through 12/31/2021

Philippi WVDEP

Monthly Total Mining Art. 3 Permitting Actions



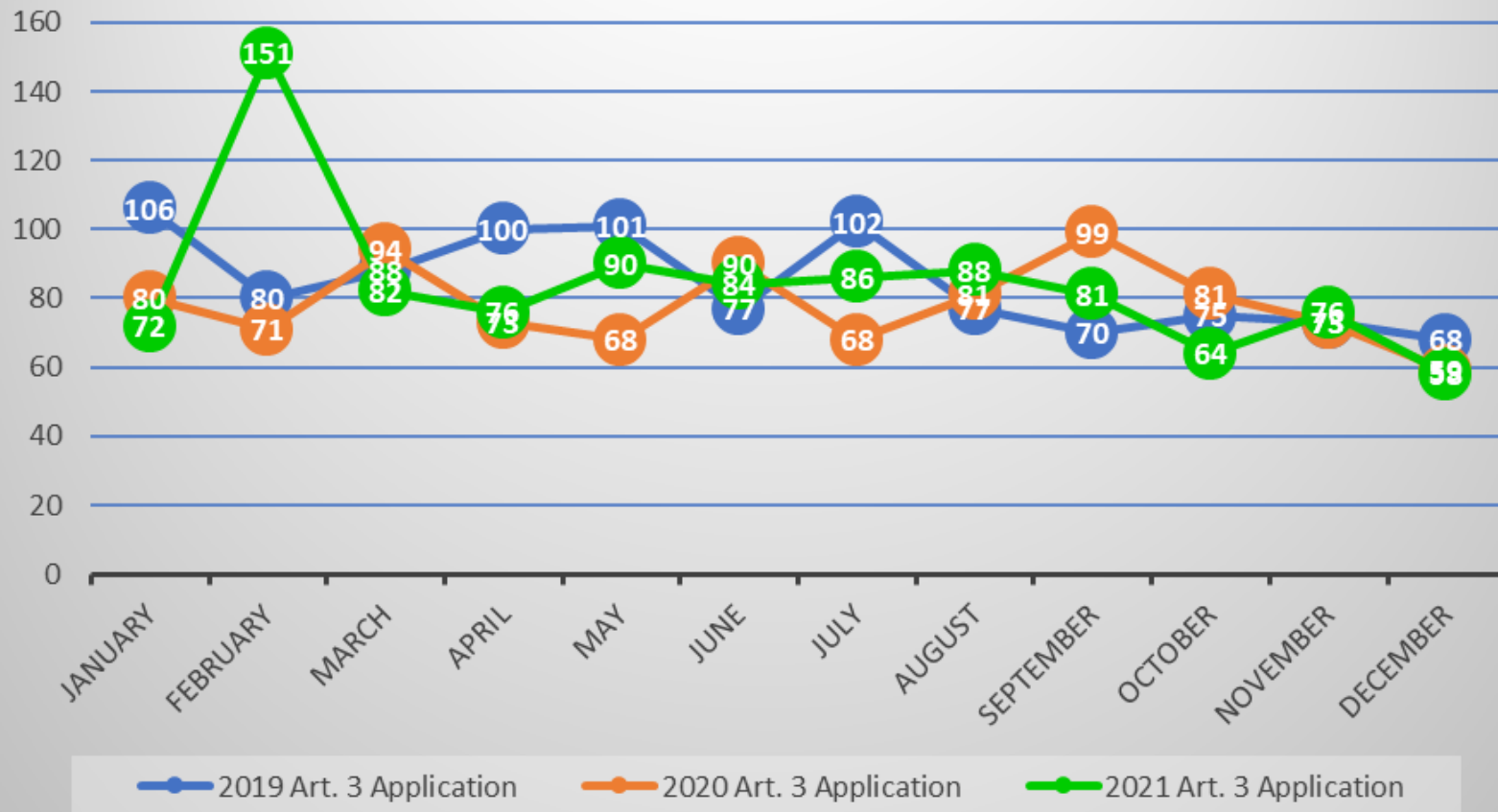
Application Type:
Surface Mine Applications (SMA)
Incidental Boundary Revisions
Permit Renewals
Permit Revisions
Permit Amendments
Prospects
MR-19A - Permit Transfers
MR-19 - Operator Assignments
Increment Starts
Dam Certificates
Emergency Warning Plans

WVDEP DMR : 2019 through 2021

Prior Years Comparison

-Monthly Total Submittals

Statewide WVDEP - 2019 - 2021
Monthly Total Article 3 Applications



Application Type:
Surface Mine Applications (SMA)
Incidental Boundary Revisions
Permit Renewals
Permit Revisions
Permit Amendments
Prospects
MR-19A - Permit Transfers
MR-19 - Operator Assignments
Increment Starts
Dam Certificates
Emergency Warning Plans

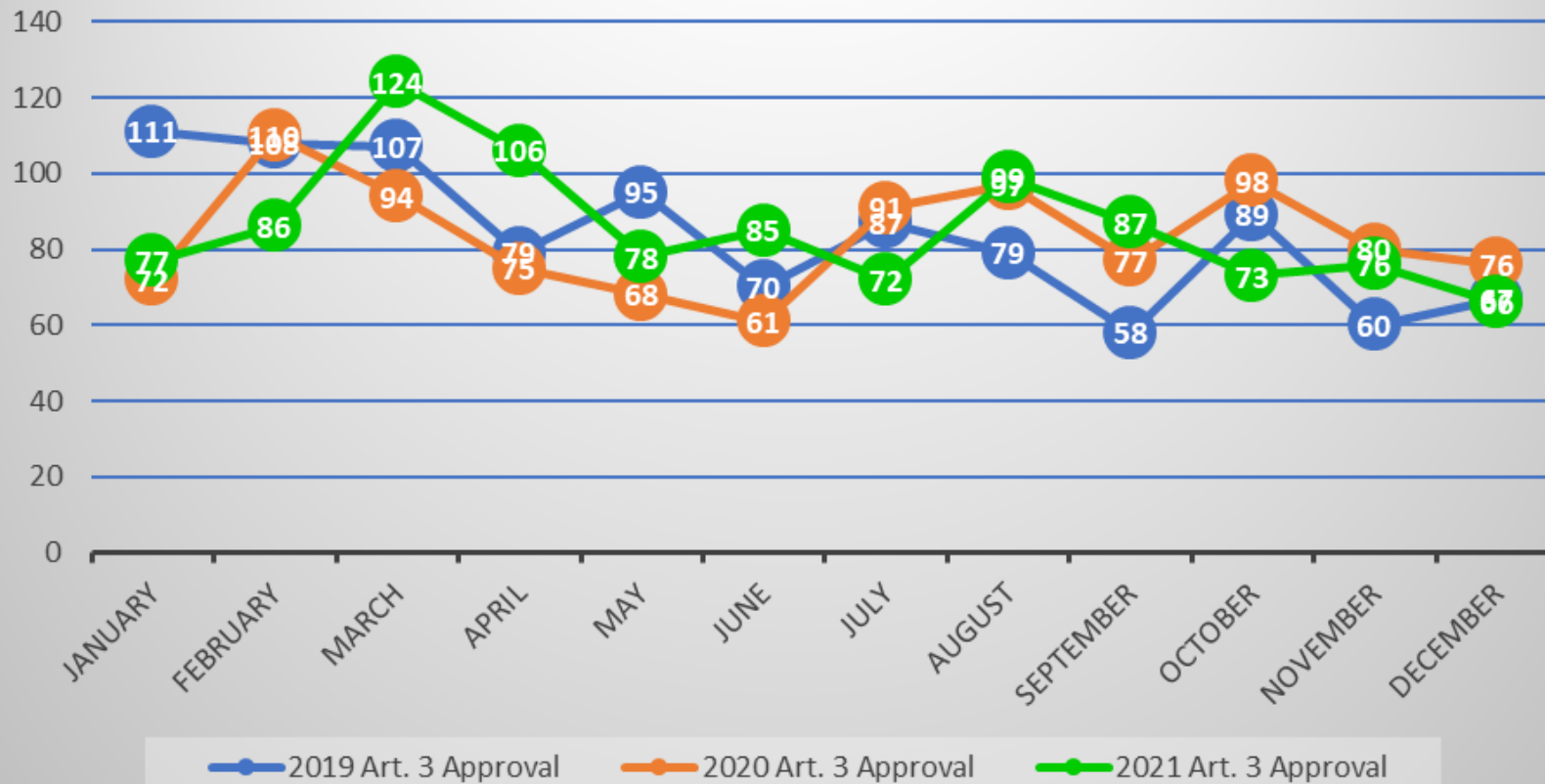
*through 12/31/2021

WVDEP DMR : 2019 through 2021

Prior Years Comparison

-Monthly Total Final Actions

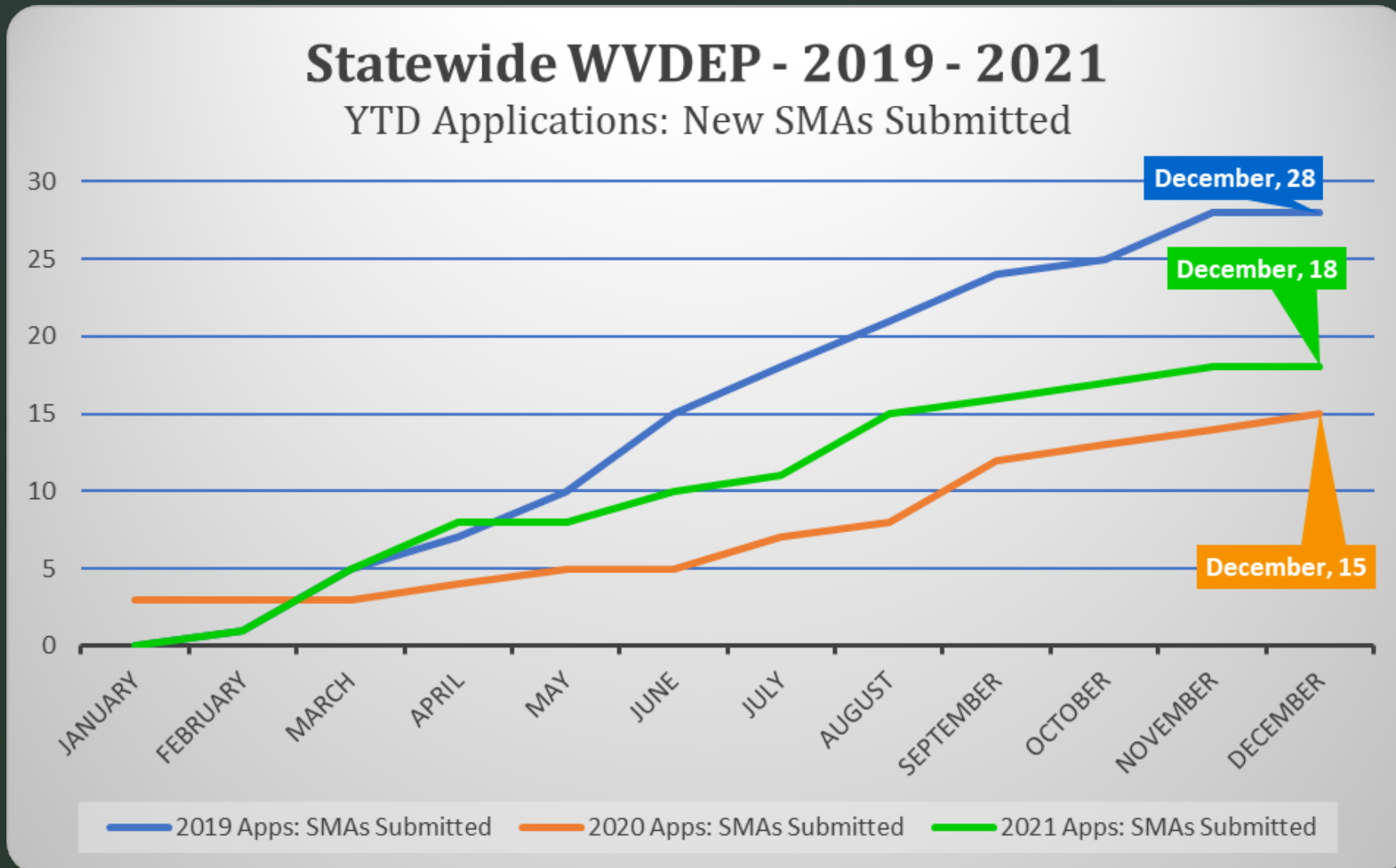
Statewide WVDEP - 2019 - 2021
Monthly Total Mining Art. 3 Final Actions



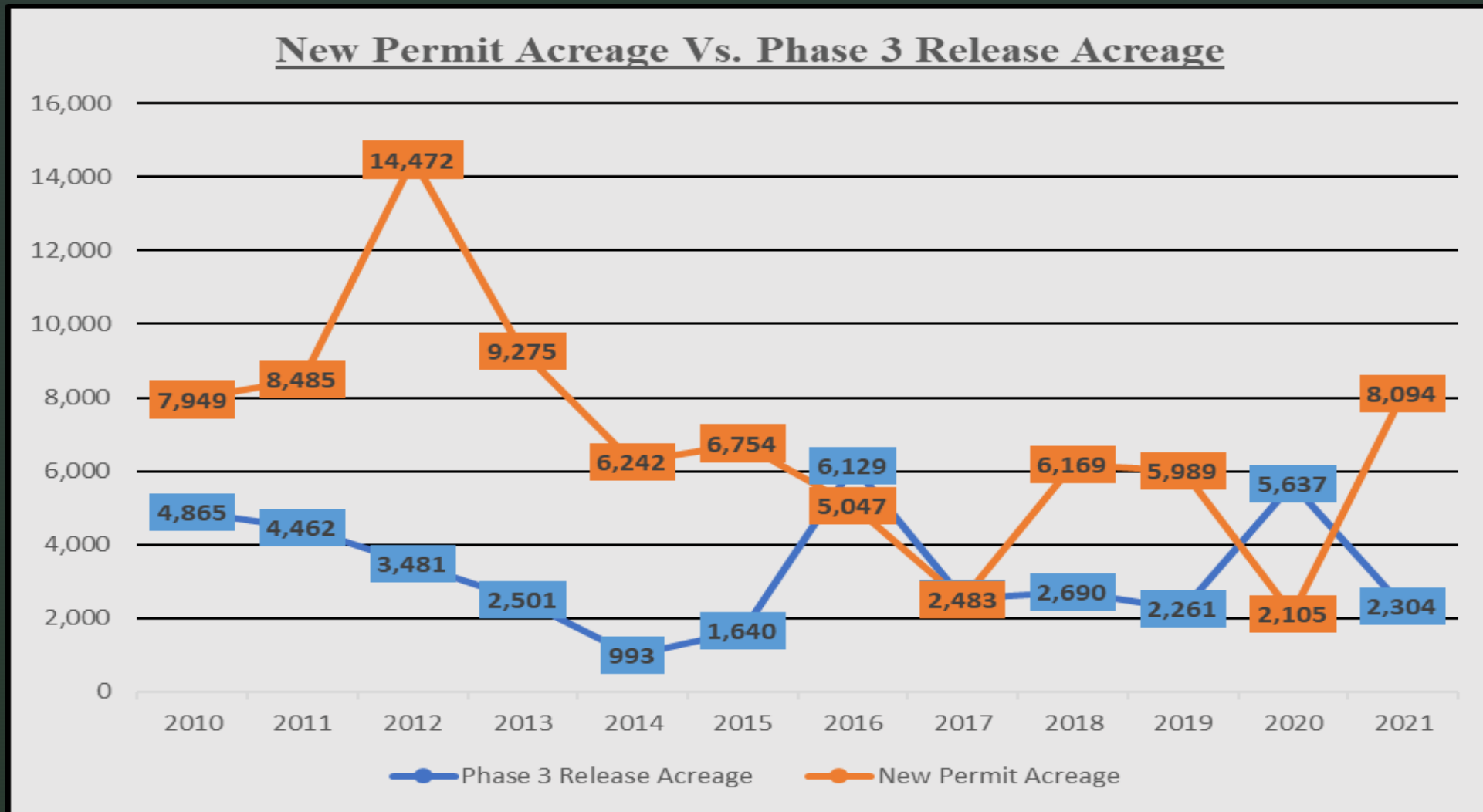
Application Type:
Surface Mine Applications (SMA)
Incidental Boundary Revisions
Permit Renewals
Permit Revisions
Permit Amendments
Prospects
MR-19A - Permit Transfers
MR-19 - Operator Assignments
Increment Starts
Dam Certificates
Emergency Warning Plans

*through 07/31/2021

WVDEP DMR : 2019 through 2021 Prior Years Comparison -New SMAs Submitted



WVDEP DMR: Jurisdictional Acreage EOY 2021



WVDEP DMR: Jurisdictional Acreage EOY 2021

- From 2016 through Y.T.D. 2021 we have experienced a Net increase of Permitted Acreage of 8,350.
- 2021 Phase 3 Release Acreage is 40% of the total from the preceding year and represents the lowest number of released acres since 2015.
- More new surface acreage was permitted in 2021 than in any year since 2013 (8,094 Acres).

January 01, 2022 – March 31, 2022

2022 WVDEP DMR-Permitting Article 3 Tracking



DMR Tracking Report Information: 01/01/2022 – 09/30/2022

Total Applications

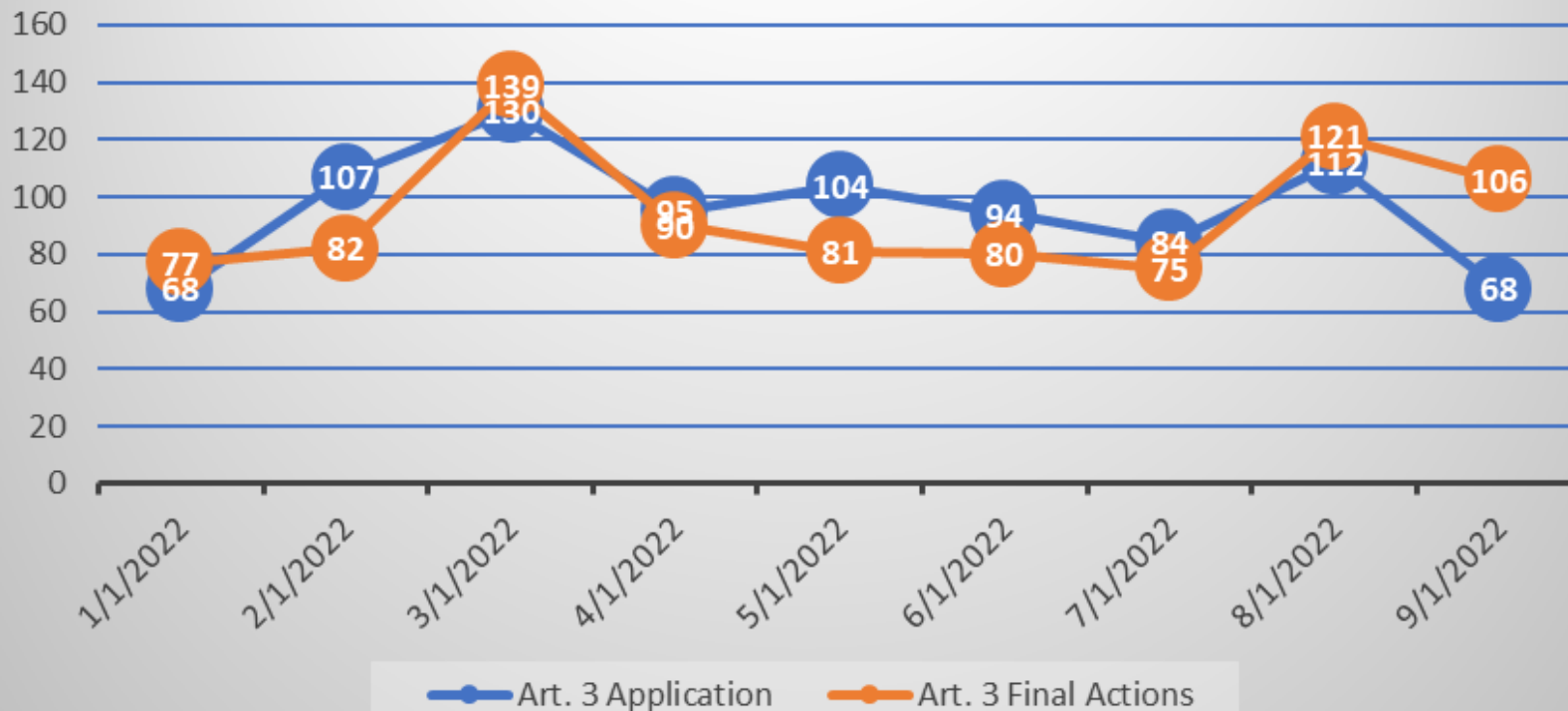
DMR Goals Reporting Summary YTD			
<u>Application Type:</u>	<u>Submitted 2022:</u>	<u>Final Action 2022:</u>	<u>Net Change</u>
MR-19 - Operator Assignments	26	21	-5
MR-19A - Permit Transfers	19	23	4
Permit Amendments	10	12	2
Dam Certificates	16	16	0
Emergency Warning Plans	67	66	-1
Incidental Boundary Revisions	151	164	13
Increment Starts	25	22	-3
Prospects	27	26	-1
Permit Revisions	296	303	7
Permit Renewals	211	185	-26
Surface Mine Applications (SMA)	14	13	-1
	<u>862</u>	<u>851</u>	<u>-11</u>
		<u>YTD: 2022</u>	<u>98.72%</u>

*Final Action YTD is inclusive of Approved, Denied, Withdrawn, & Terminated within the specified period

Update Report Information Statewide Monthly Totals

*through 09/30/2022

Statewide WVDEP Monthly Total Mining Art. 3 Permitting Actions



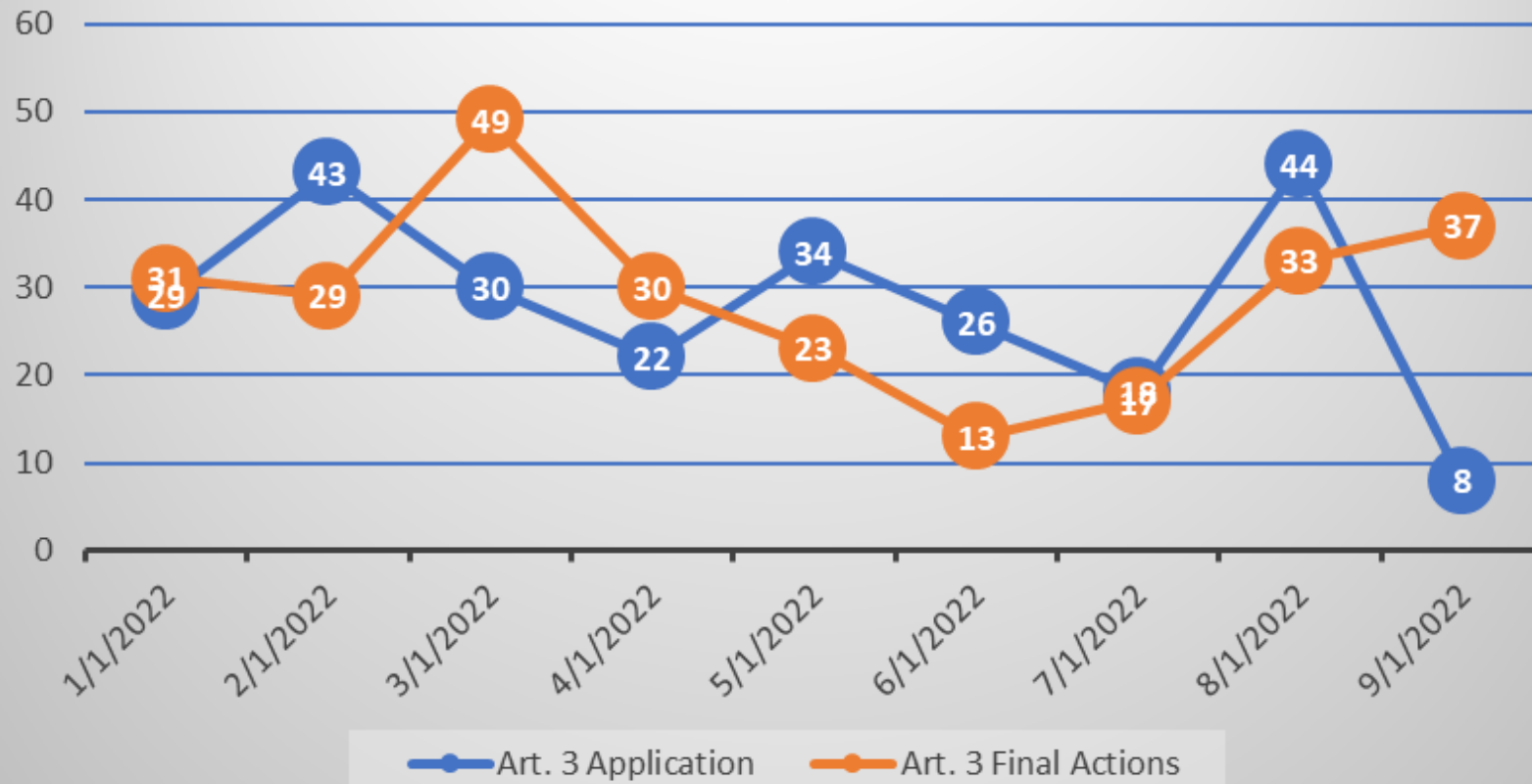
Application Type:
Surface Mine Applications (SMA)
Incidental Boundary Revisions
Permit Renewals
Permit Revisions
Permit Amendments
Prospects
MR-19A - Permit Transfers
MR-19 - Operator Assignments
Increment Starts
Dam Certificates
Emergency Warning Plans

Regional Office Monthly Totals -Fayetteville

*through 09/30/2022

Fayetteville WVDEP

Monthly Total Mining Art. 3 Permitting Actions

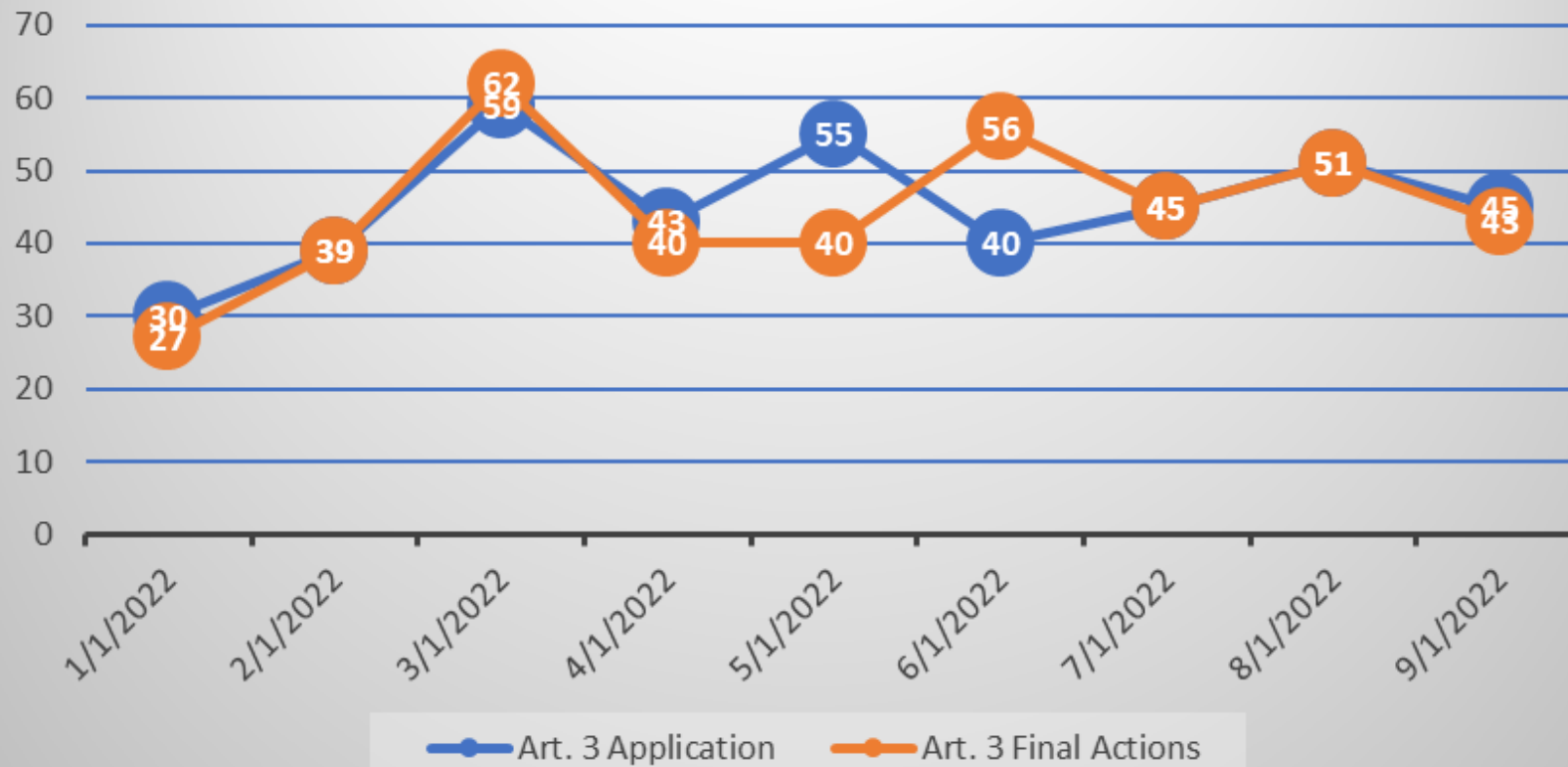


Application Type:
Surface Mine Applications (SMA)
Incidental Boundary Revisions
Permit Renewals
Permit Revisions
Permit Amendments
Prospects
MR-19A - Permit Transfers
MR-19 - Operator Assignments
Increment Starts
Dam Certificates
Emergency Warning Plans

Regional Office Monthly Totals -Logan

*through 09/30/2022

Logan WVDEP Monthly Total Mining Art. 3 Permitting Actions

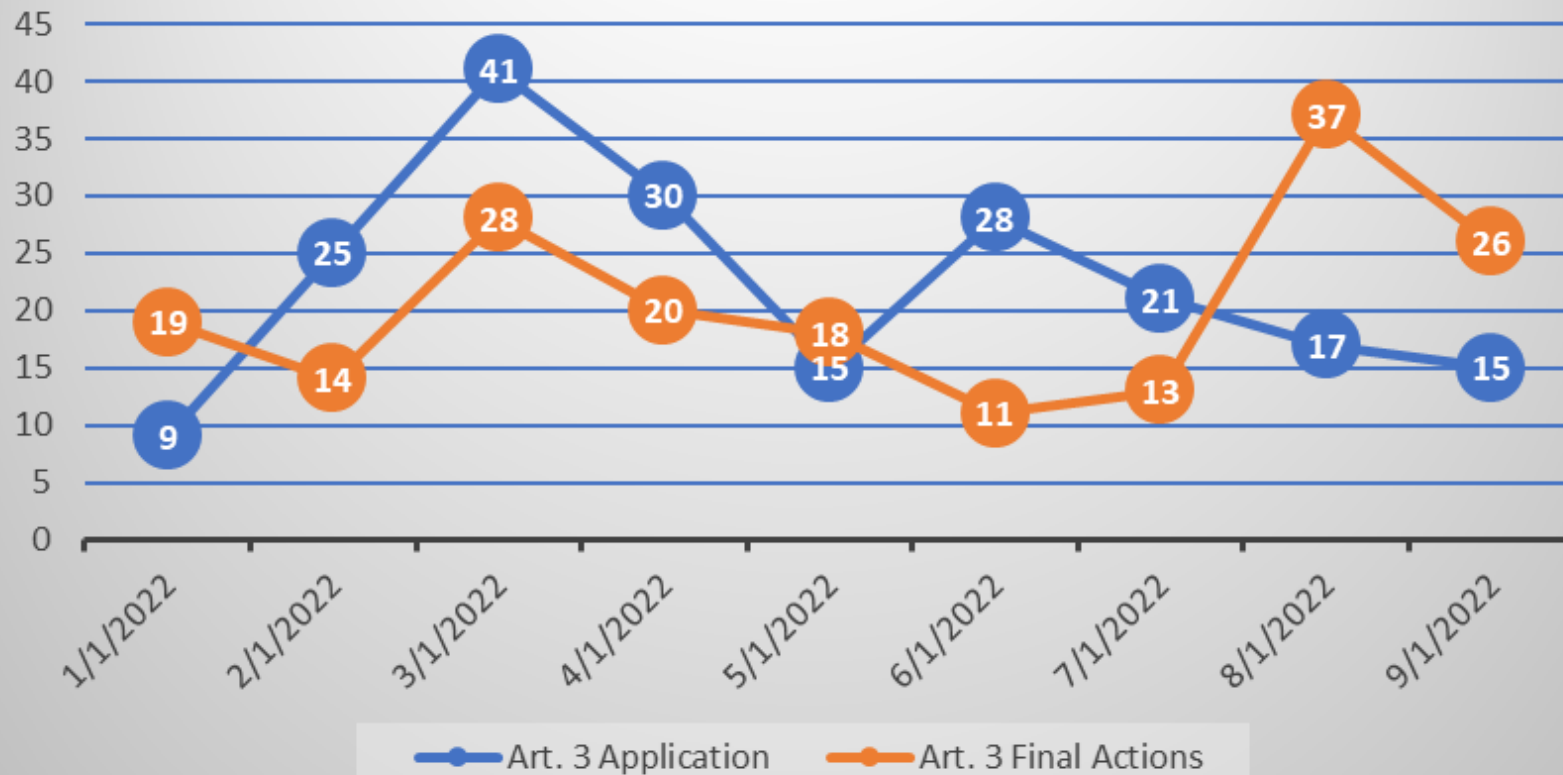


Application Type:
Surface Mine Applications (SMA)
Incidental Boundary Revisions
Permit Renewals
Permit Revisions
Permit Amendments
Prospects
MR-19A - Permit Transfers
MR-19 - Operator Assignments
Increment Starts
Dam Certificates
Emergency Warning Plans

Regional Office Monthly Totals -Philippi

*through 09/30/2022

Philippi WVDEP Monthly Total Mining Art. 3 Permitting Actions



Application Type:
Surface Mine Applications (SMA)
Incidental Boundary Revisions
Permit Renewals
Permit Revisions
Permit Amendments
Prospects
MR-19A - Permit Transfers
MR-19 - Operator Assignments
Increment Starts
Dam Certificates
Emergency Warning Plans



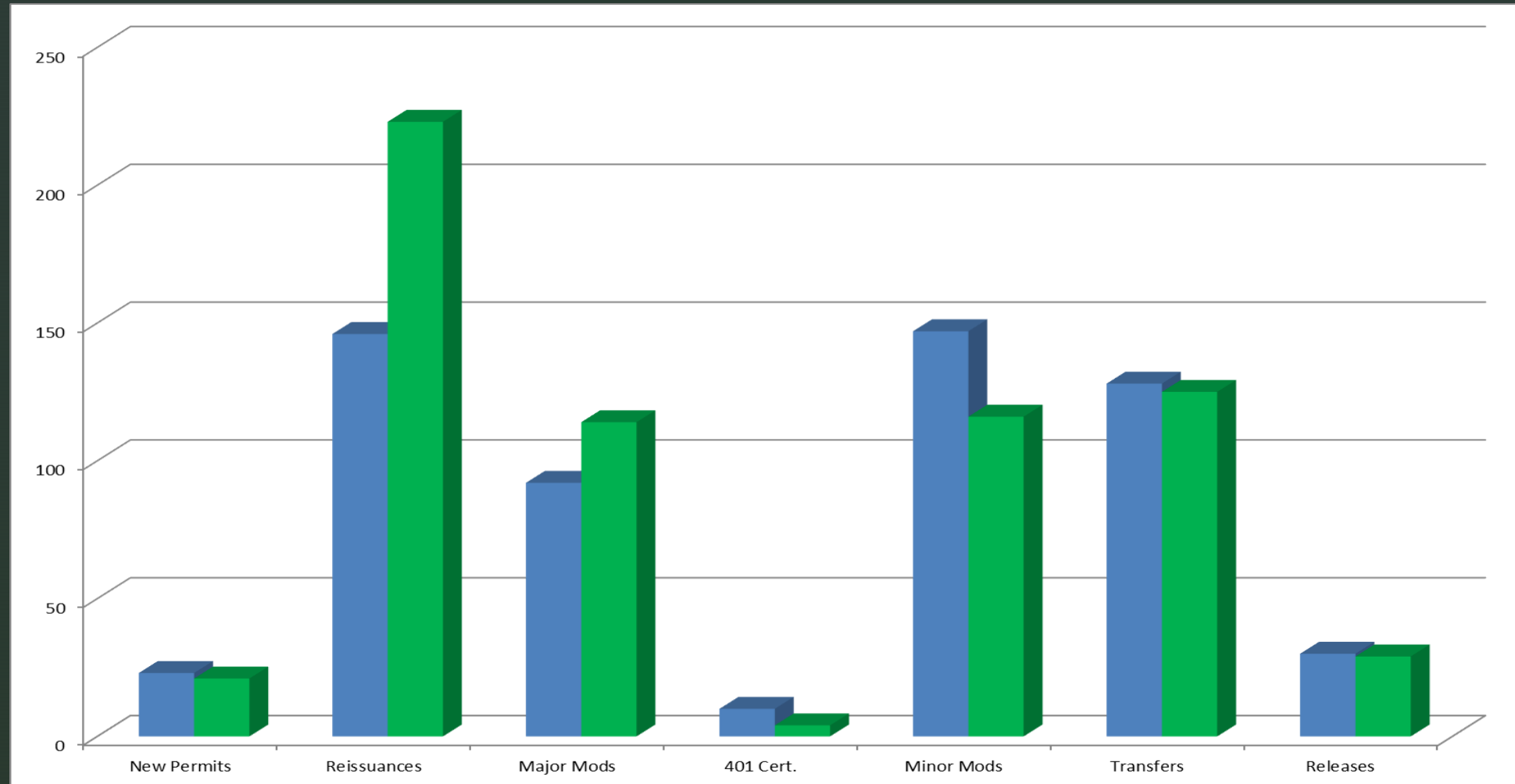
NPDES PERMITTING



NPDES Applications Received vs Issued 2021

Application Type	Received 2021	Issued 2021
New Permits	23	21
Reissuances	146	223
Major Mods	92	114
401 Cert.	10	4
Minor Mods	147	116
Transfers	128	125
Releases	30	29
Total	576	632

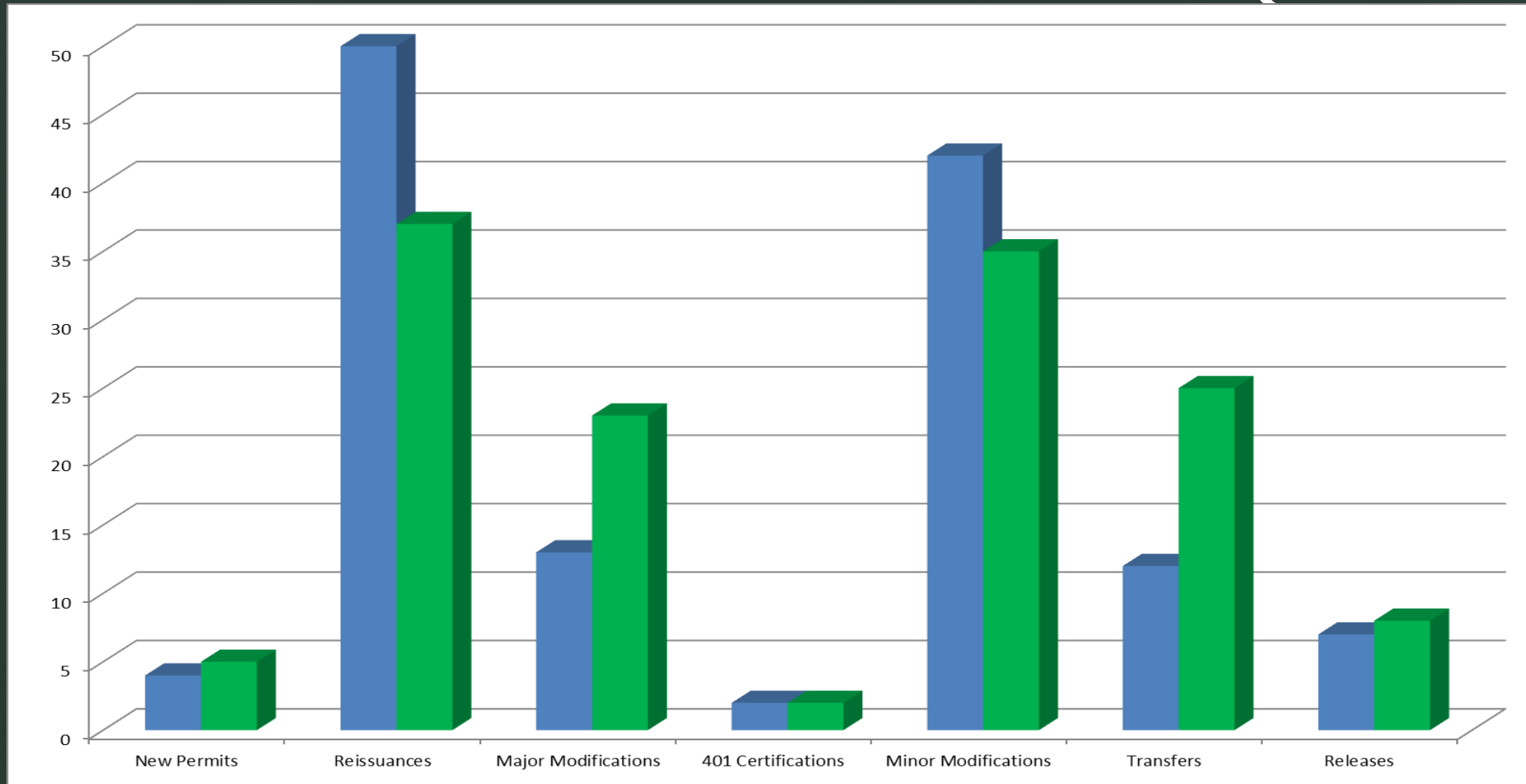
NPDES Applications Received vs Issued 2021



NPDES Applications Received vs Issued 1st Qtr 2022

Application Type	Received	Issued
New Permits	4	5
Reissuances	50	37
Major Mods	13	23
401 Cert.	2	2
Minor Mods	42	35
Transfers	12	25
Releases	7	8
Total	130	135

NPDES Applications Received vs Issued 1st Qtr 2022



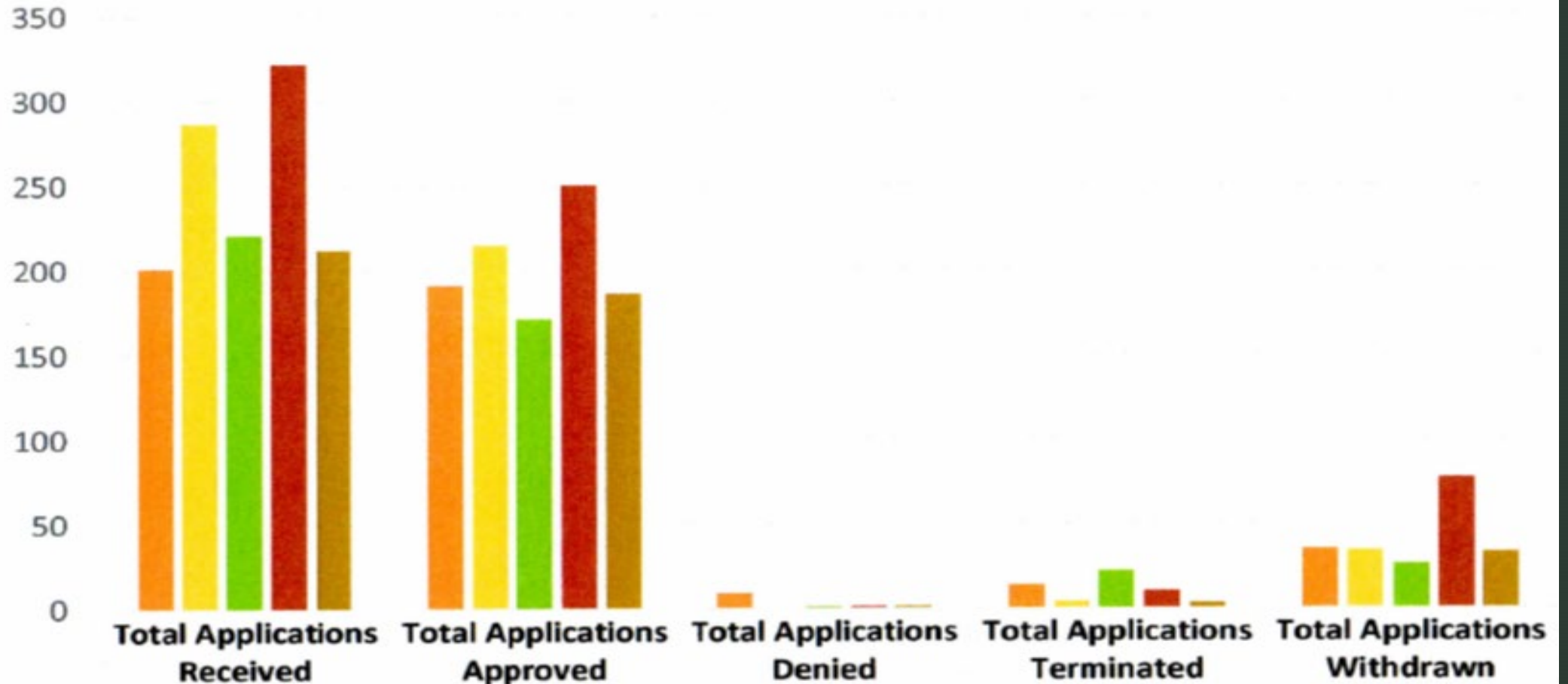


January 1, 2021 to December 31, 2021

DMR Bond Release Report

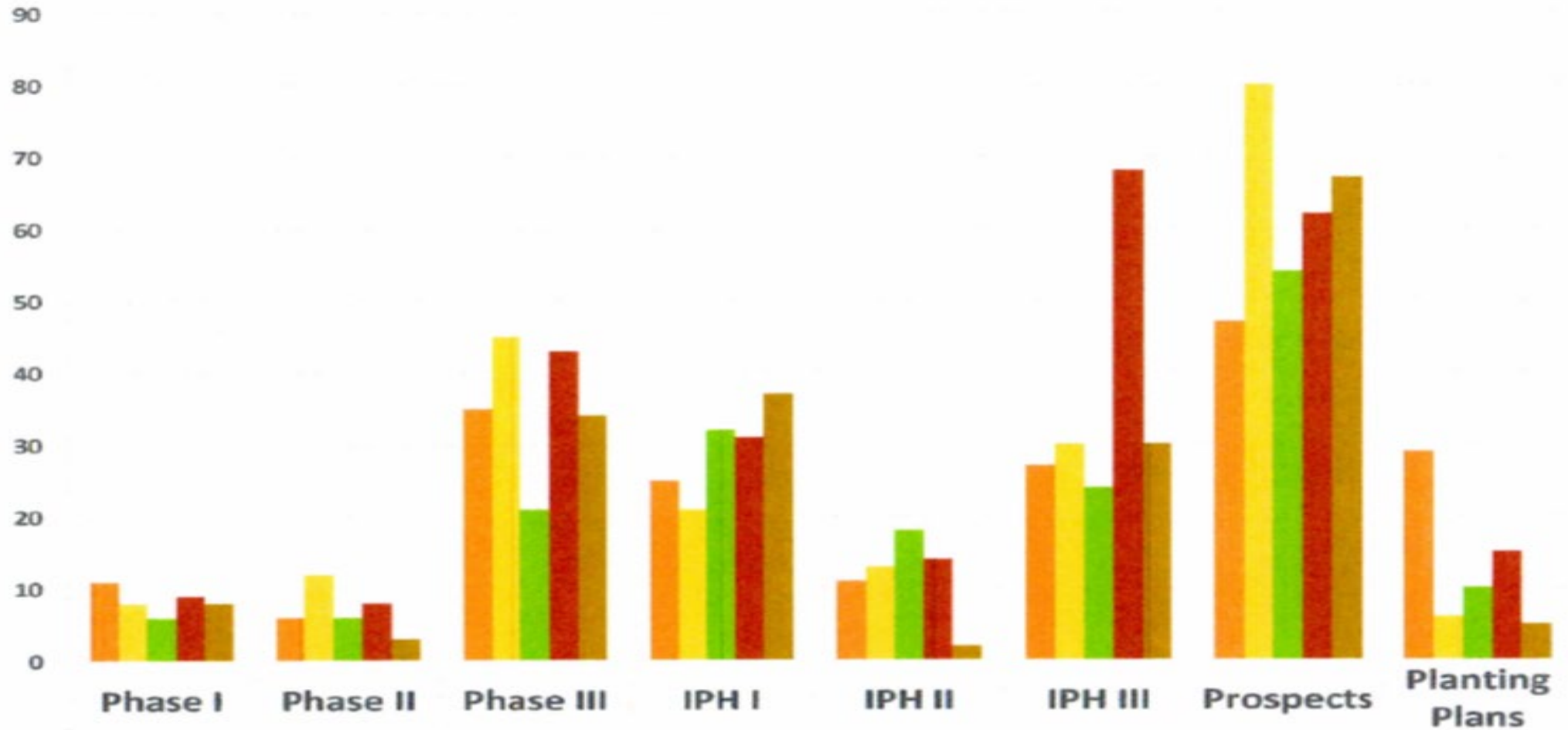


BOND RELEASE UNIT ACTIVITY 2017-2021



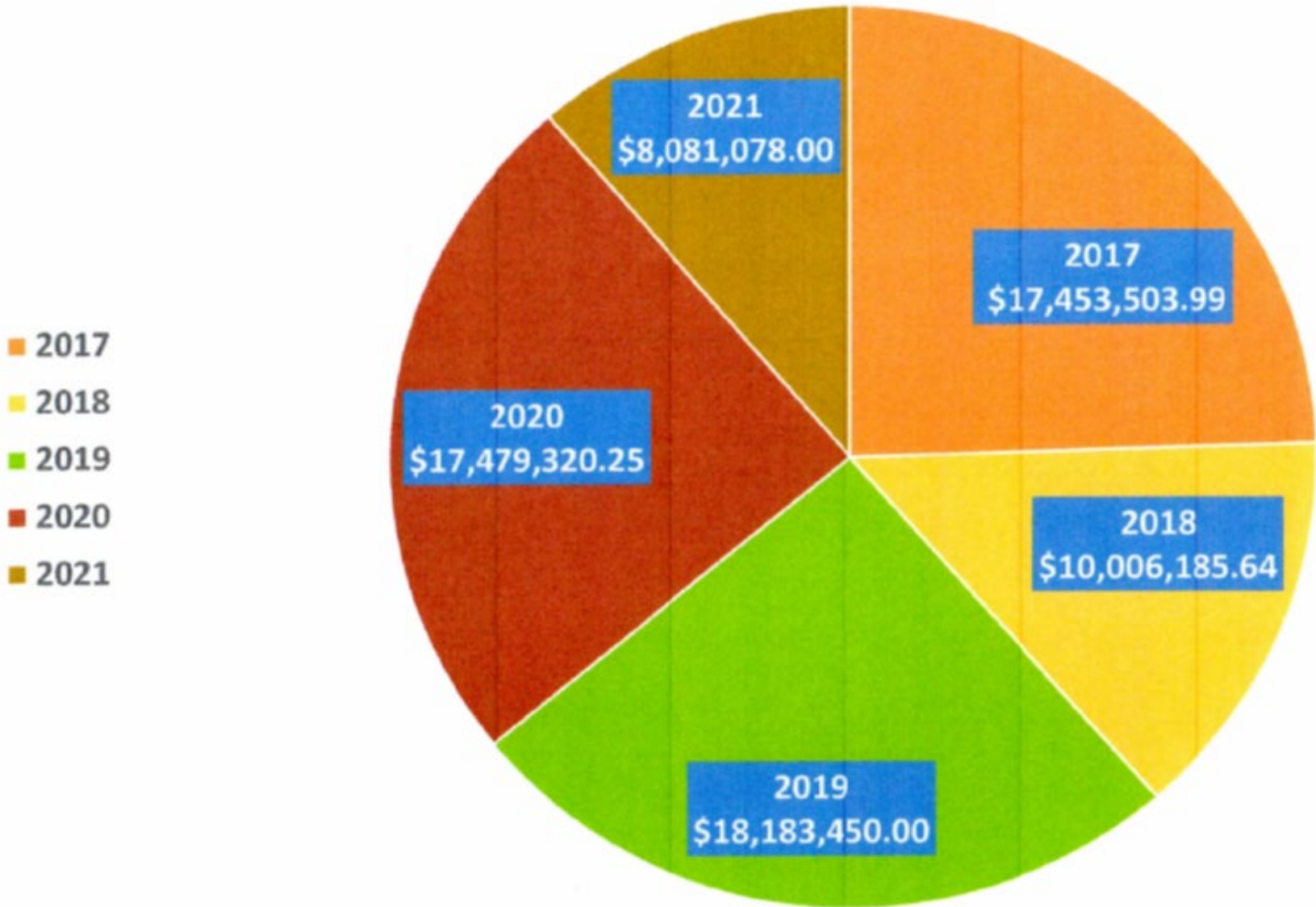
	Total Applications Received	Total Applications Approved	Total Applications Denied	Total Applications Terminated	Total Applications Withdrawn
2017	201	191	9	14	35
2018	287	215	0	4	34
2019	221	171	1	22	26
2020	322	250	1	10	77
2021	212	186	1	3	33

BOND RELEASE APPROVALS 2017-2021



	Phase I	Phase II	Phase III	IPH I	IPH II	IPH III	Prospects	Planting Plans
2017	11	6	35	25	11	27	47	29
2018	8	12	45	21	13	30	80	6
2019	6	6	21	32	18	24	54	10
2020	9	8	43	31	14	68	62	15
2021	8	3	34	37	2	30	67	5

TOTAL BOND RELEASED 2017-2021



BOND RELEASE FINAL ACTIONS

January 1 - December 31
2021

RELEASE TYPE	APPROVED	DENIED	TERMINATED	WITHDRAWN	BOND RELEASED	ACRES RELEASED
PHASE I	8	0	1	4	669,728.00	298.19
PHASE II	3	0	0	1	372,000.00	359.89
PHASE III	34	1	1	4	1,441,216.00	721.32
IPH I	37	0	1	9	3,276,877.00	4,831.05
IPH II	2	0	0	7	85,890.00	198.50
IPH III	30	0	0	8	2,050,867.00	1,529.22
PROSPECTS	67	0	0	0	184,500.00	133.62
PLANTING PLANS	5	0	0	0	0	0
TOTAL FINAL ACTIONS	186	1	3	33	\$8,081,078.00	8,071.79

Bond Release Activity YTD 2022

Number of applications submitted: 210

Number of applications final action: 151

Acres Completely Released: 5,133 Acres

Amount of Bond Released YTD: \$17,237,740

Application Type	Submitted	Final Action	Net Change
Incremental Phase 1 Release	73	61	12
Incremental Phase 2 Release	16	19	-3
Incremental Phase 3 Release	53	42	11
Phase 1 Release	12	9	3
Phase 2 Release	6	5	1
Phase 3 Release	32	31	1
Prospect Release	18	20	-2
Total	210	187	23